

Nifty Snapshot

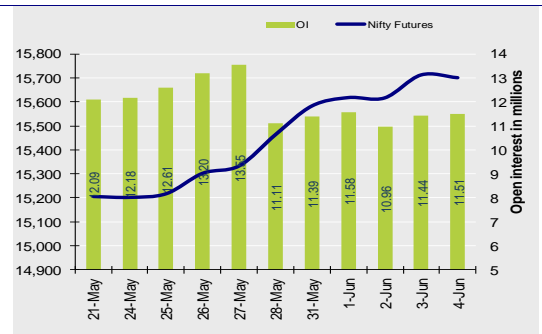
	Close	Prv Cl.	Ab chg	% chg
Spot	15,670.2	15,690.5	-20.30	-0.13
Futures	15,700.8	15,712.4	-11.55	-0.07
OI (ml shr)	11.51	11.44	0.07	0.58
Vol (lots)	87514	87421	93	0.1
COC	30.60	21.85	8.75	40.0
PCR-OI	1.30	1.35	-0.05	-3.4

Market Summary:

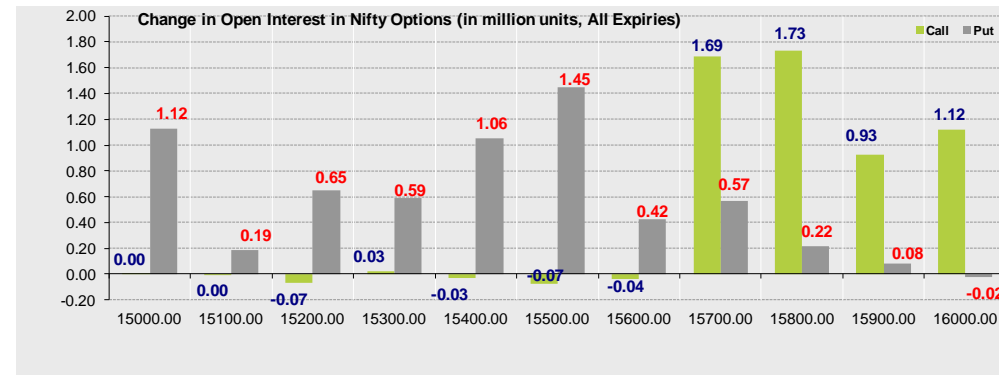
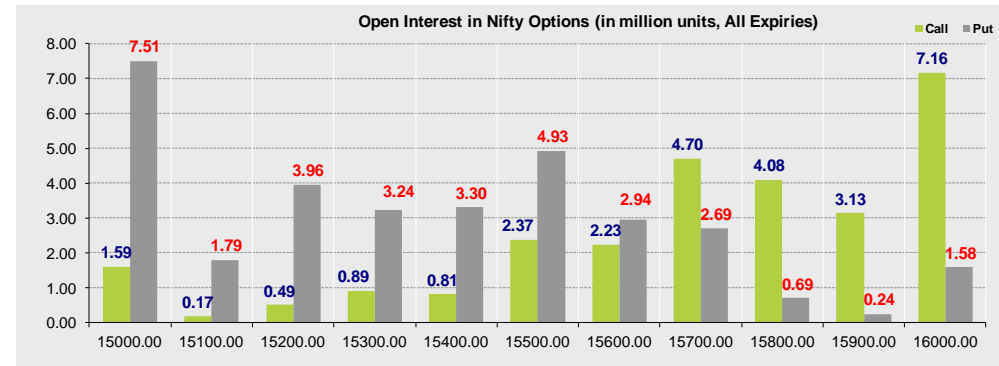
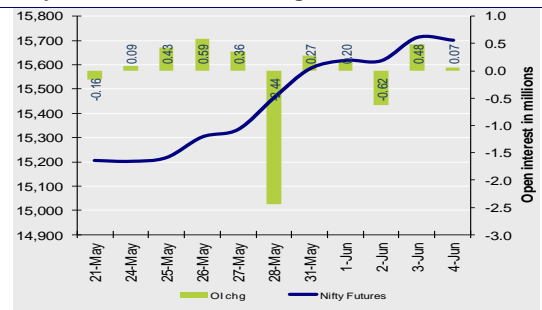
- Indian markets closed on a negative note where selling was mainly seen in Banking, Finance, FMCG sectors. Nifty June Future closed at 15700.80 (down 11.55 points) at a premium of 30.60 pts to spot.
- FII's were net buyers in Cash to the tune of 1499.37 Cr and were net sellers in index futures to the tune of 613.60 Cr.
- India VIX increased by 1.23% to close at 15.94 touching an intraday high of 16.38.

Open Interest in Nifty Options:

Nifty Futures Price v/s OI



Nifty Futures Price v/s Change in OI



Institutional Activity in previous trading session

(in Rs cr.)	Buy	Sell	Net
Index Futures	2773.37	3386.97	-613.60
Index Options	289445.48	286653.70	2791.78
Stock Futures	14296.72	14913.17	-616.45
Stock Options	15831.62	16092.30	-260.68
FII Cash	7,683.55	6,184.18	1,499.37
DII Cash	3,883.29	5,058.30	-1,175.01

Net FII Activity (in Rs cr.)

Date	Idx Fut	Stk Fut	Idx Opt	Cash
4-Jun	-613.6	-616.5	2791.8	1499
3-Jun	559.8	-854.2	-3008.5	1079
2-Jun	-1107.2	65.0	-546.6	921
1-Jun	413.8	214.8	-1873.4	-450
31-May	-690.3	-200.8	2624.3	2412
28-May	437.7	-975.5	1687.3	914

- The above second chart shows previous trading day's change in Nifty options where Addition in OI were seen in 15700, 15600, 15500, 15400 strike Puts and at 15700, 15800, 15900, 16000 strike Calls indicating market is likely to remain positive in the near term.
- Highest OI build-up is seen at 16000 strike Call and 15000 strike Put, to the tune of 7.16mn and 7.51mn respectively.

Outlook on Nifty:

- Index is likely to open on a positive note today and is likely to remain positive during the day.

Technical Pivot (Intraday):

	S2	S1	PIVOT	R1	R2
NIFTY	15600	15650	15705	15755	15805
BANKNIFTY	34995	35250	35605	35865	36215

Volume Buzzers (Contract wise)

Symbol	Current Volume	Volume Change	Price Chg	One Month Avg
UBL	6693	764%	5.8%	934
BHARATFORG	25789	452%	7.9%	2671
MCDOWELL-N	8505	281%	2.5%	3353
L&TFH	6344	280%	4.4%	2187
IBULHSGFIN	23784	272%	14.3 %	4707
HINDPETRO	5860	252%	3.7%	3825
GRASIM	10190	239%	3.0%	5451
COALINDIA	10943	234%	2.8%	4965
ICICIGI	1735	208%	-1.7%	1105
ICICIGI	1735	208%	-1.7%	1105

Stock Ideas

- BAJFINANCE & RELIANCE calls of strike 6000 & 2300 respectively were amongst the most active Calls whereas ADANIANT & RELIANCE puts of strike 1600 & 2100 respectively were amongst most active Puts.
- IBULHSGFIN & LTI are likely to show good strength whereas RBLBANK & MARICO are likely to show weakness in today's trading session.

(Price is in Rs; OI is in million units; Price chg and OI chg are in percentage) **NB RESEARCH**

Fresh Longs seen in:

Scrip	Price	Price chg	OI	OI Chg
IBULHSGFIN	262.9	14.3	39.3	42.1
LTTS	2738.0	0.9	0.5	24.8
BHARATFORG	754.6	7.9	10.2	23.4

Fresh Shorts seen in:

Scrip	Price	Price chg	OI	OI Chg
RBLBANK	215.4	-1.9	28.4	20.7
IGL	527.2	-0.4	7.8	16.6
ICICIGI	1455.2	-1.7	1.3	14.5

Short Covering seen in:

Scrip	Price	Price chg	OI	OI Chg
LTI	3865.3	0.4	0.6	-8.4
DABUR	545.0	0.5	9.8	-7.5
COFORGE	3700.2	1.3	0.9	-7.0

Long Unwinding seen in:

Scrip	Price	Price chg	OI	OI Chg
MARICO	489.4	-1.6	5.7	-14.0
TITAN	1684.5	-0.6	4.3	-7.5
PNB	43.3	-1.5	324	-6.9

Technical Pivot (Intraday):

Script Name	S2	S1	PIVOT	R1	R2
IBULHSGFIN	214	239	253	277	292
RBLBANK	206	211	216	220	225
LTI	3809	3837	3862	3890	3915
MARICO	481	485	492	496	502

FROM THE EQUITY DERIVATIVE DESK:

NIRAV HARISH CHHEDA
SENIOR DERIVATIVES AND TECHNICAL ANALYST
E-Mail: nirav.chheda@nirmalbang.com
Tel no: 6273-8199/8000

AMIT BHUPTANI
DERIVATIVES AND TECHNICAL ANALYST
E-Mail: amit.bhuptani@nirmalbang.com
Tel no: 6273-8242/8000

Disclaimer

Nirmal Bang Securities Private Limited (hereinafter referred to as "NBSPL") is a registered Member of National Stock Exchange of India Limited, Bombay Stock Exchange Limited and MCX stock Exchange Limited. We have been granted certificate of Registration as a Research Analyst with SEBI. Registration no. is INH000001766 for the period 23.09.2015 to 22.09.2020.

NBSPL or its associates including its relatives/analyst do not hold any financial interest/beneficial ownership of more than 1% in the company covered by Analyst (in case any financial interest is held kindly disclose)

NBSPL or its associates/analyst has not received any compensation from the company covered by Analyst during the past twelve months. NBSPL /analyst has not served as an officer, director or employee of company covered by Analyst and has not been engaged in market making activity of the company covered by Analyst.

The views expressed are based solely on information available publicly and believed to be true. Investors are advised to independently evaluate the market conditions/risks involved before making any investment decision.

Stock Name	Call (Buy/Sell)	Entry price	Targets	Stop Loss	Duration	Status
PFC 125CE	BUY	3.7	7	2.2	1-2 DAYS	OPEN
TATAMOTORS 350CE	BUY	8.2	14	5.2	1-2 DAYS	OPEN
L&TFH FUT	BUY	97.6	106	93	BTST	OPEN

NIFTY50 Options OI (CE OI = Resistance) (PE OI = Support)

Symbol	Highest CE OI	Highest PE OI	CMP
ADANI PORTS	900	750	838
ASIANPAINT	3000	2800	2921
AXISBANK	750	700	746
BAJAJ-AUTO	4300	4000	4272
BAJAJFINSV	13000	11000	12177
BAJFINANCE	6000	5800	6005
BHARTIARTL	540	530	534
BPCL	500	460	481
BRITANNIA	3500	3400	3495
CIPLA	950	950	952
COALINDIA	160	140	154
DIVISLAB	4500	4000	4270
DRREDDY	5600	5000	5282
EICHERMOT	2800	2500	2750
GRASIM	1500	1400	1510
HCLTECH	950	900	942
HDFC	2600	2500	2624
HDFCBANK	1600	1400	1509
HDFCLIFE	700	650	684
HEROMOTOCO	3100	3000	3056
HINDALCO	400	350	396
HINDUNILVR	2400	2300	2336
ICICIBANK	650	650	646
ITC	220	200	204
INDUSINDBK	1020	1000	1013

NIFTY50 Options OI (CE OI = Resistance) (PE OI = Support)

Symbol	Highest CE OI	Highest PE OI	CMP
INFY	1400	1360	1391
IOC	120	100	115
JSWSTEEL	800	650	724
KOTAKBANK	1840	1800	1817
LT	1600	1400	1541
M&M	820	800	809
MARUTI	7500	6500	7250
NESTLEIND	18000	17000	17513
NTPC	115	100	112
ONGC	120	115	126
POWERGRID	230	220	227
RELIANCE	2200	2100	2195
SBILIFE	1000	900	994
SBIN	450	400	436
SHREECEM	30000	27000	28208
SUNPHARMA	700	650	677
TATA CONSUM	700	640	686
TATAMOTORS	330	300	337
TATASTEEL	1200	1000	1102
TCS	3200	3000	3158
TECHM	1040	960	1022
TITAN	1700	1600	1684
ULTRACEMCO	7000	6200	6689
UPL	900	750	840
WIPRO	550	500	543

DISCLOSURES

Research Reports that are published by Nirmal Bang Securities Private Limited (hereinafter referred to as "NBSPL") are for private circulation only. NBSPL is a registered Research Analyst under SEBI (Research Analyst) Regulations, 2014 having Registration no. INH000001766. NBSPL is also a registered Stock Broker with National Stock Exchange of India Limited, BSE Limited, Metropolitan Stock Exchange of India Limited, Multi Commodity Exchange of India Limited, National Commodity and Derivative Exchange Limited and Indian Commodity Exchange Limited in cash and Equity and Commodities derivatives segments.

NBSPL has other business divisions with independent research teams separated by Chinese walls, and therefore may, at times, have different or contrary views on stocks and markets.

NBSPL or its associates have not been debarred / suspended by SEBI or any other regulatory authority for accessing / dealing in securities Market. NBSPL, its associates or analyst or his relatives do not hold any financial interest (Except Investment) in the subject company. NBSPL or its associates or Analyst do not have any conflict or material conflict of interest at the time of publication of the research report with the subject company. NBSPL or its associates or Analyst or his relatives may or may not hold beneficial ownership of 1% or more in the subject company at the end of the month immediately preceding the date of publication of this research report.

NBSPL or its associates / analyst has not received any compensation / managed or co-managed public offering of securities of the company covered by Analyst during the past twelve months. NBSPL or its associates have not received any compensation or other benefits from the company covered by Analyst or third party in connection with the research report. Analyst has not served as an officer, director or employee of Subject Company. NBSPL / analyst has not been engaged in market making activity of the subject company. Analyst Certification: The research analysts and authors of these reports, hereby certify that the views expressed in this research report accurately reflects my/our personal views about the subject securities, issuers, products, sectors or industries. It is also certified that no part of the compensation of the analyst(s) was, is, or will be directly or indirectly related to the inclusion of specific recommendations or views in this research. The analyst(s) principally responsible for the preparation of this research report and has taken reasonable care to achieve and maintain independence and objectivity in making any recommendations.

DISCLAIMER

This report is for the personal information of the authorized recipient and does not construe to be any investment, legal or taxation advice to you. NBSPL is not soliciting any action based upon it. Nothing in this research shall be construed as a solicitation to buy or sell any security or product,

or to engage in or refrain from engaging in any such transaction. In preparing this research, we did not take into account the investment objectives, financial situation and particular needs of the reader.

This research has been prepared for the general use of the clients of NBSPL and must not be copied, either in whole or in part, or distributed or redistributed to any other person in any form. If you are not the intended recipient you must not use or disclose the information in this research in any way. Though disseminated to all the customers simultaneously, not all customers may receive this report at the same time. NBSPL will not treat recipients as customers by virtue of their receiving this report. This report is not directed or intended for distribution to or use by any person or entity resident in a state, country or any jurisdiction, where such distribution, publication, availability or use would be contrary to law, regulation or which would subject NBSPL & its group companies to registration or licensing requirements within such jurisdictions.

The report is based on the information obtained from sources believed to be reliable, but we do not make any representation or warranty that it is accurate, complete or up-to-date and it should not be relied upon as such. We accept no obligation to correct or update the information or opinions in it. NBSPL or any of its affiliates or employees shall not be in any way responsible for any loss or damage that may arise to any person from any inadvertent error in the information contained in this report. NBSPL or any of its affiliates or employees do not provide, at any time, any express or implied warranty of any kind, regarding any matter pertaining to this report, including without limitation the implied warranties of merchantability, fitness for a particular purpose, and non-infringement. The recipients of this report should rely on their own investigations.

This information is subject to change without any prior notice. NBSPL reserves its absolute discretion and right to make or refrain from making modifications and alterations to this statement from time to time. Nevertheless, NBSPL is committed to providing independent and transparent recommendations to its clients, and would be happy to provide information in response to specific client queries.

Before making an investment decision on the basis of this research, the reader needs to consider, with or without the assistance of an adviser, whether the advice is appropriate in light of their particular investment needs, objectives and financial circumstances. There are risks involved in securities trading. The price of securities can and does fluctuate, and an individual security may even become valueless. International investors are reminded of the additional risks inherent in international investments, such as currency fluctuations and international stock market or economic conditions, which may adversely affect the value of the investment. Opinions expressed are subject to change without any notice. Neither the company nor the director or the employees of NBSPL accept any liability whatsoever for any direct, indirect, consequential or other loss arising from any use of this research and/or further communication in relation to this research. Here it may be noted that neither NBSPL, nor its directors, employees, agents or representatives shall be liable for any damages whether direct or indirect, incidental, special or consequential including lost revenue or lost profit that may arise from or in connection with the use of the information contained in this report.

Copyright of this document vests exclusively with NBSPL.

Our reports are also available on our website www.nirmalbang.com